










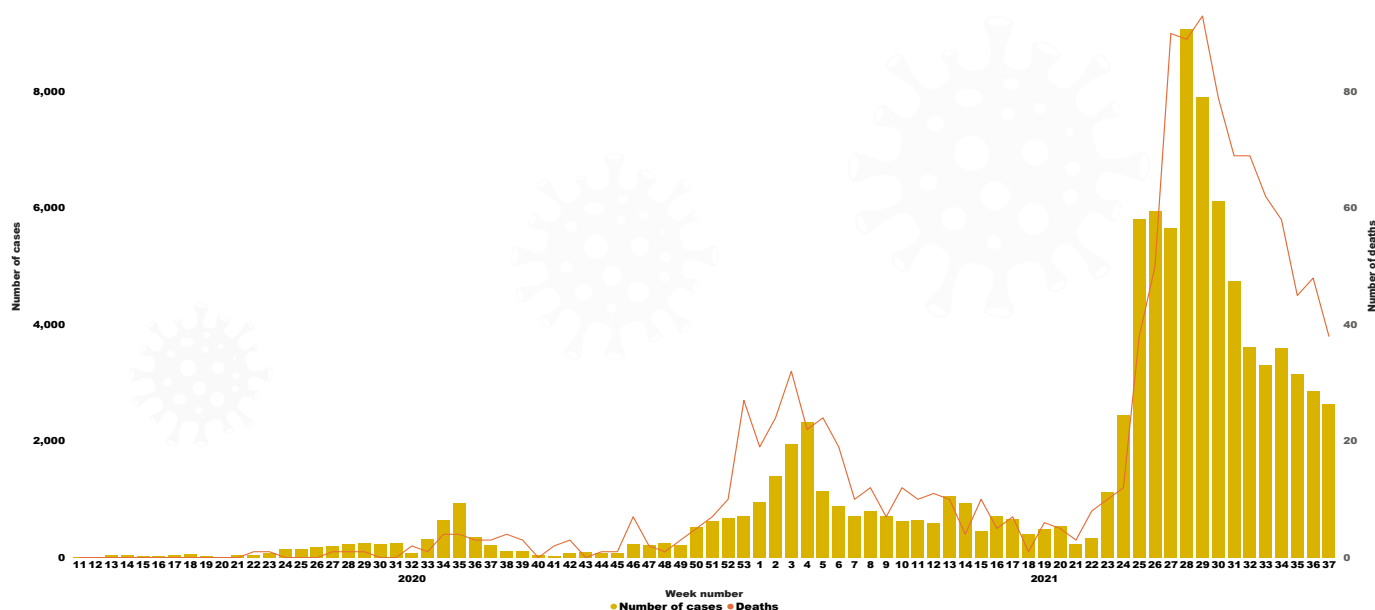
COVID19 Weekly Epidemiological Bulletin

EPI WEEK 37: From to 13th to 19th September, 2021

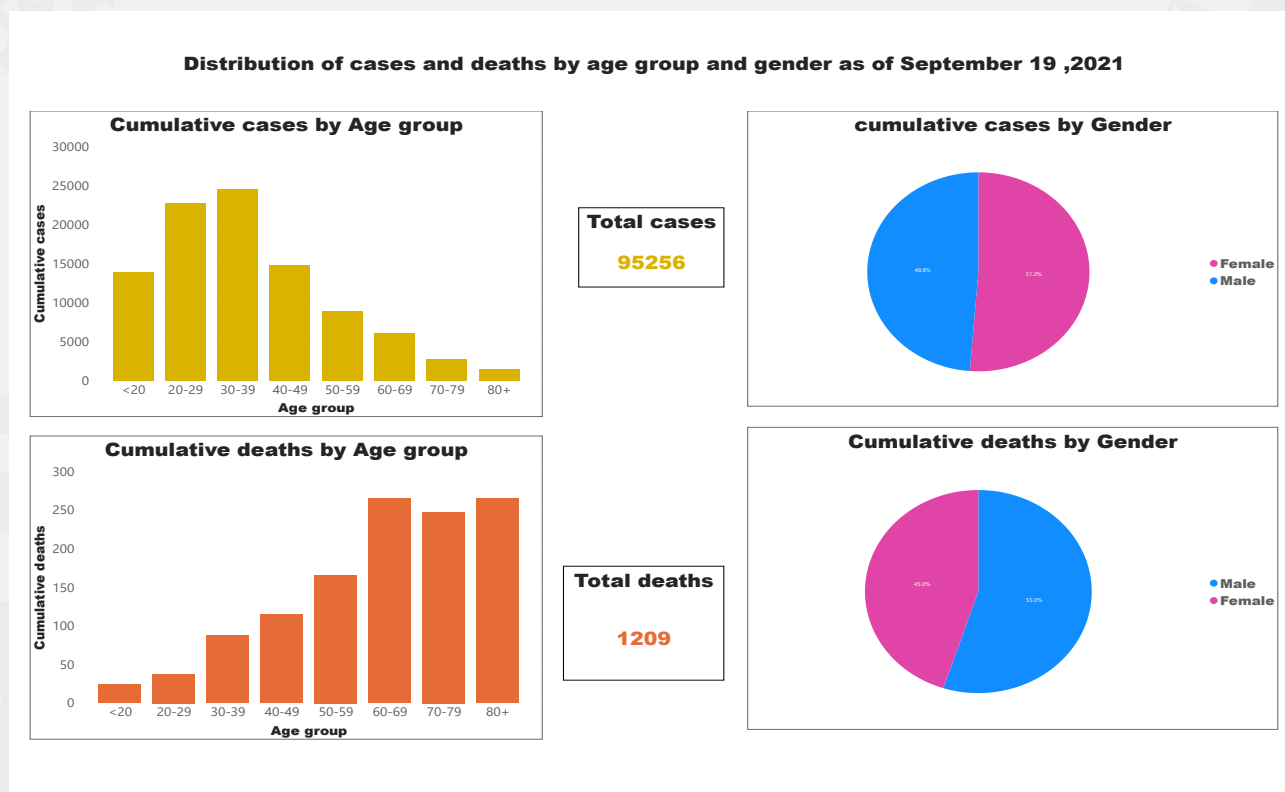
1. Epidemiological Summary as of 13th September 2021

	Number of tests: 2,684,809		Active cases: 7,446
	Average tests per day: 4,837		Number of cases in critical condition: 19
	Number of positive cases: 95,256		Number of vaccinated people
	Positivity rate: 3.5%		With at least one dose: 1,836,045
	Number of deaths: 1,209		With two doses: 1,368,758
	Case fatality ratio: 1.27 %		
	Number of recoveries: 86,601		
	Recovery rate: 90.91%		

2. Weekly trend in number of new cases and deaths



3. Distribution of cases and deaths by age group and gender.



Graph 2 Distribution of cases and deaths by age group and gender

4. Weekly summary in numbers: Comparison with the previous week

Indicator	Week 36 From to 6 th to 12 th September ,2021	Week 37 From to 13 th to 19 th September ,2021
Number of new tests	8,3514	82,422
New cases	2,852	2,637
Positivity rate	3.41%	3.19%
New deaths	48	38
New recoveries	3,549	3,652
New cases in Kigali	211	125
New cases outside Kigali	2,641	2,512
New deaths in Kigali	5	1
New deaths outside Kigali	43	37
Incidence rate (cases by 100,000 people)	22/100,000	20/100,000

5. Cumulative number of cases and deaths by district.

